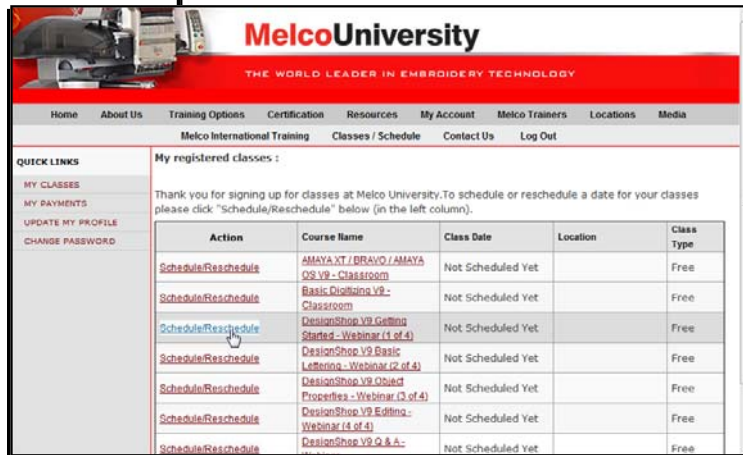
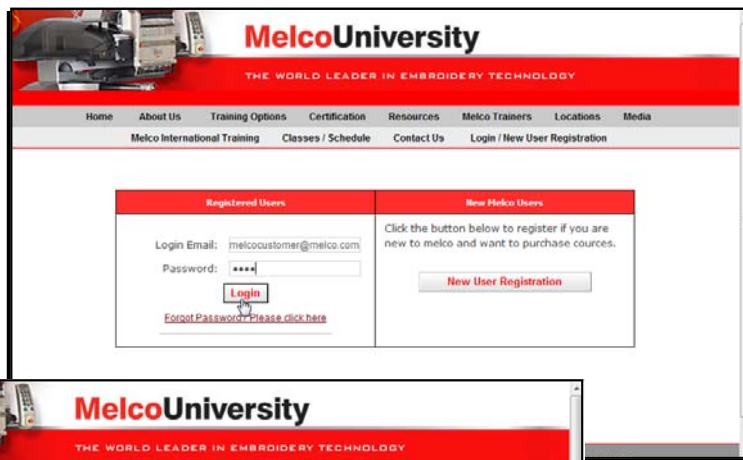
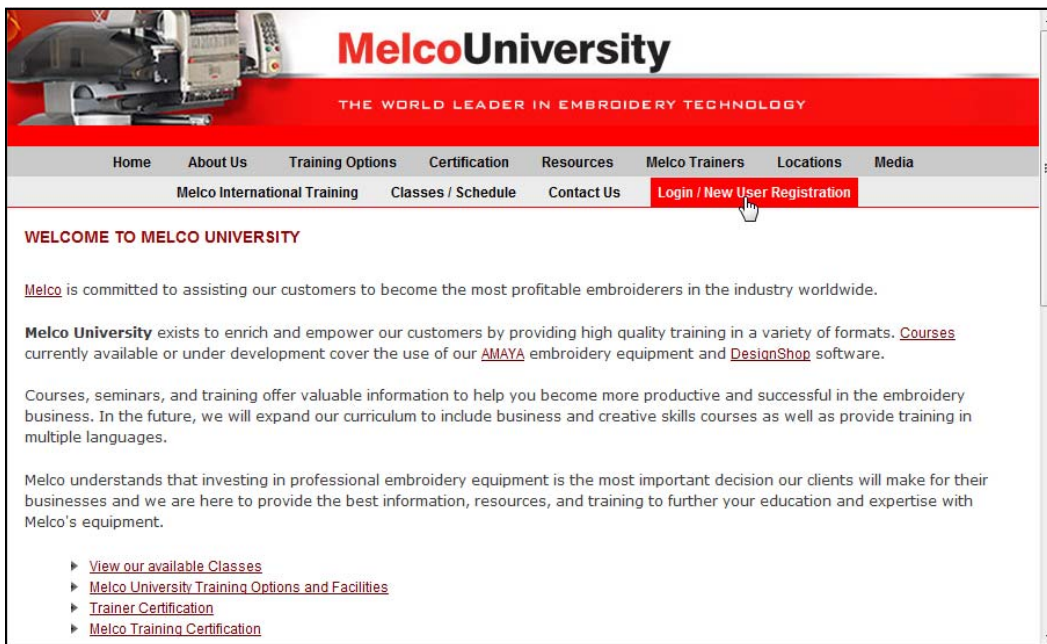


Scheduling Your Free Classes On www.melcouniversity.com

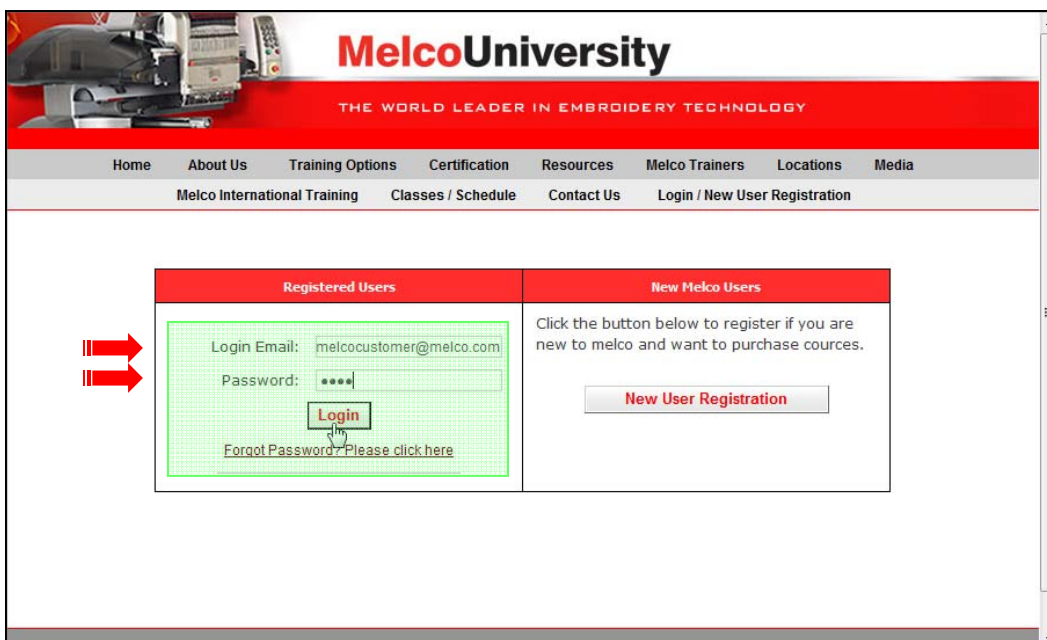
Melco University Scheduling Walkthrough



1. Go to www.melcouniversity.com.
2. Click on "Login/New User Registration"



3. Enter your Login Email and Password provided in the email from Melco University.



4. A list of your available free classes should be displayed in the center of your screen when you log in. If they are not, click on "My classes" located on the left side of the screen. Depending on your purchase, you may need to register for more than one class. The DesignShop basic webinars consist of four-one hour sessions and one-Q & A session.
5. Under the "Action" heading in the middle of the screen - click on "Schedule / Reschedule" for each class.

MelcoUniversity
THE WORLD LEADER IN EMBROIDERY TECHNOLOGY

Home About Us Training Options Certification Resources My Account Melco Trainers Locations Media

Melco International Training Classes / Schedule Contact Us Log Out

QUICK LINKS

- MY CLASSES
- MY PAYMENTS
- UPDATE MY PROFILE
- CHANGE PASSWORD

My registered classes :

Thank you for signing up for classes at Melco University.To schedule or reschedule a date for your classes please click "Schedule/Reschedule" below (in the left column).

Action	Course Name	Class Date	Location	Class Type
Schedule/Reschedule	AMAYA XT / BRAVO / AMAYA OS V9 - Classroom	Not Scheduled Yet		Free
Schedule/Reschedule	Basic Digitizing V9 - Classroom	Not Scheduled Yet		Free
Schedule/Reschedule	DesignShop V9 Getting Started - Webinar (1 of 4)	Not Scheduled Yet		Free
Schedule/Reschedule	DesignShop V9 Basic Lettering - Webinar (2 of 4)	Not Scheduled Yet		Free
Schedule/Reschedule	DesignShop V9 Object Properties - Webinar (3 of 4)	Not Scheduled Yet		Free
Schedule/Reschedule	DesignShop V9 Editing - Webinar (4 of 4)	Not Scheduled Yet		Free
Schedule/Reschedule	DesignShop V9 Q & A - Webinar	Not Scheduled Yet		Free

MelcoUniversity
THE WORLD LEADER IN EMBROIDERY TECHNOLOGY

Home About Us Training Options Certification Resources My Account Melco Trainers Locations Media

Melco International Training Classes / Schedule Contact Us Log Out

QUICK LINKS

- MY CLASSES
- MY PAYMENTS
- UPDATE MY PROFILE
- CHANGE PASSWORD

DesignShop V9 Getting Started - Webinar (1 of 4)

DesignShopV9 This interactive one-hour webinar is designed for customers new to DesignShop software. This is the first of four webinars on DesignShop V9 software. To get the most out of this software training, we recommend you take these webinar sessions in order (Getting Started, Basic Lettering, Object Properties and Wireframe Editing). Please click on the "Training Options" Tab for more information regarding webinar details.

Getting Started Webinar (1 of 4)

The scheduled time for each webinar is listed in **Mountain Standard Time (MST)**. **You must register for this webinar 48 hours in advance!**

Registration Fee
\$ 0.00 (Free)

Terms
This is the 1st of four basic webinars on DesignShop V9 software. To get the most out of this software training, we recommend you take these webinar sessions in order (Getting Started, Basic Lettering, Object Properties and Wireframe Editing). You must register for this webinar 48 hours in advance!

Duration
1 - Day

Location

My current registered date
Not Scheduled Yet

Schedule / Reschedule my class on

- 06/10/2009 (Location : Online) 7:00 AM To 8:00 AM
- 06/15/2009 (Location : Online) 9:00 AM To 10:00 AM
- 06/17/2009 (Location : Online) 7:00 AM To 8:00 AM
- 06/24/2009 (Location : Online) 5:00 PM To 6:00 PM
- 06/26/2009 (Location : Online) 3:00 PM To 4:00 PM
- 07/20/2009 (Location : Online) 9:00 AM To 10:00 AM

Schedule/Reschedule

embroidery machines - embroidery software and embroidery equipment shop for embroidery machine supplies and accessories
world leading embroidery machine manufacturer web development by www.cymaxdev.com

- A description of the class appears at the top of the screen.
- The date and location of the class will appear at the bottom of the screen (you may need to scroll down).
- Select your desired class. Then, click on the "Schedule / Reschedule" button at the very bottom on your screen.
- You will then see a confirmation screen.

MelcoUniversity
THE WORLD LEADER IN EMBROIDERY TECHNOLOGY

Home About Us Training Options Certification Resources My Account Melco Trainers Locations Media

Melco International Training Classes / Schedule Contact Us Log Out

QUICK LINKS

- MY CLASSES

Your class has been scheduled successfully!

10. To schedule another class, click on "My Classes" and repeat steps 4 through 9. Note that this time you click on "My Classes", you will see your first class has been scheduled.

MelcoUniversity
THE WORLD LEADER IN EMBROIDERY TECHNOLOGY

Home About Us Training Options Certification Resources My Account Melco Trainers Locations Media

Melco International Training Classes / Schedule Contact Us Log Out

QUICK LINKS

- MY CLASSES
- MY PAYMENTS
- UPDATE MY PROFILE
- CHANGE PASSWORD

My registered classes :

Thank you for signing up for classes at Melco University. To schedule or reschedule a date for your classes please click "Schedule/Reschedule" below (in the left column).

Action	Course Name	Class Date	Location	Class Type
Schedule/Reschedule	AMAYA XT / BRAVO / AMAYA OS V9 - Classroom	Not Scheduled Yet		Free
Schedule/Reschedule	Basic Digitizing V9 - Classroom	Not Scheduled Yet		Free
Schedule/Reschedule Cancel	DesignShop V9 Getting Started - Webinar (1 of 4)	06/10/2009	Online	Free
Schedule/Reschedule	DesignShop V9 Basic Lettering - Webinar (2 of 4)	Not Scheduled Yet		Free
Schedule/Reschedule	DesignShop V9 Object Properties - Webinar (3 of 4)	Not Scheduled Yet		Free
Schedule/Reschedule	DesignShop V9 Editing - Webinar (4 of 4)	Not Scheduled Yet		Free
Schedule/Reschedule	DesignShop V9 Q & A - Webinar	Not Scheduled Yet		Free

11. You will receive a confirmation email for each class that you register for. The Melco University website also has other useful information regarding training facility locations, maps and hotels under the "Locations" link.