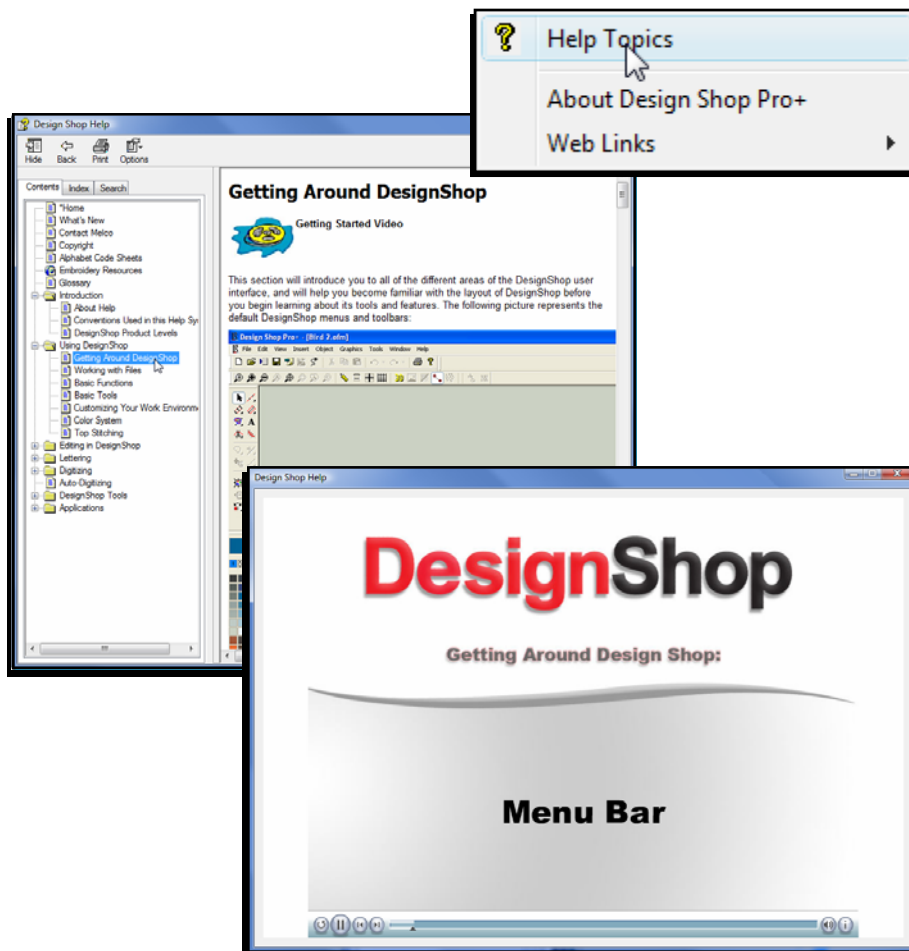


Getting the Most From the Help System

DesignShop V9 & AMAYA OS V9 Quick Reference Guide



Accessing the Help System

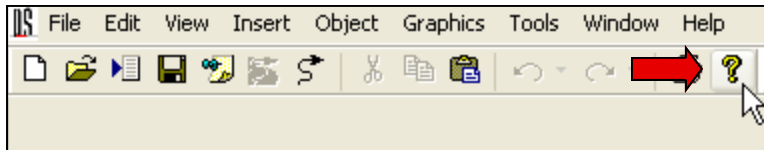
The help system contains the most current manuals for AMAYA OS or DesignShop. To access the help systems in either program, you can choose one of two ways.

1. You could click on the "Help" drop-down on the menu bar and then select "Help Topics"

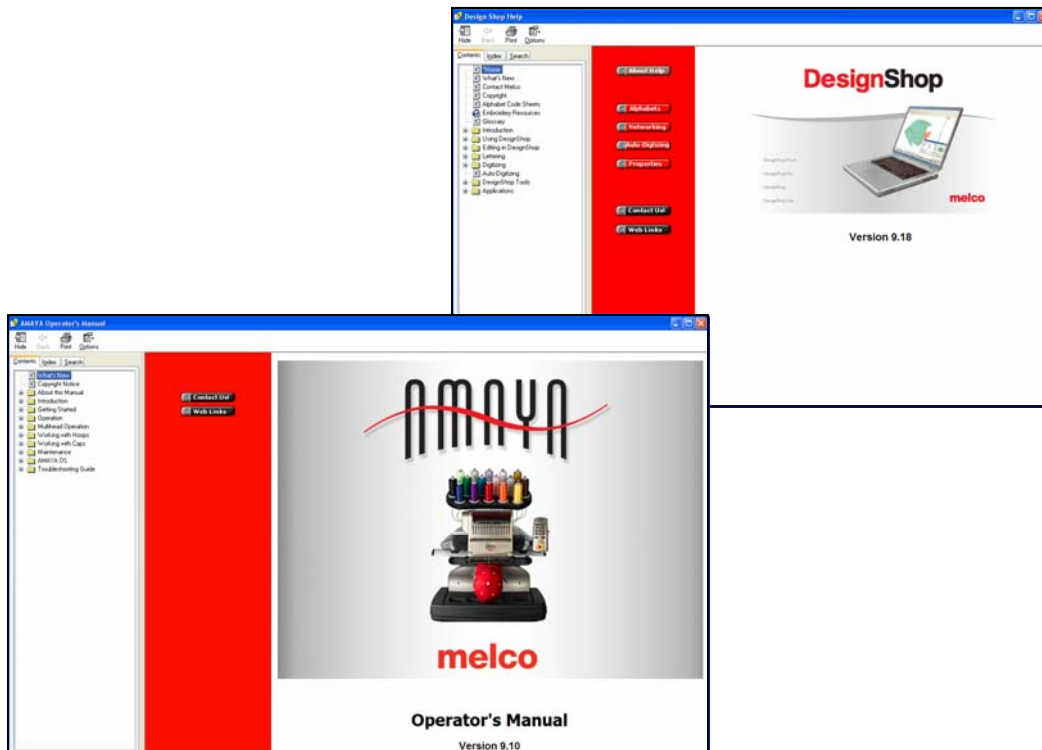


OR

2. Click on the Help Topics [?] icon on the main toolbar.



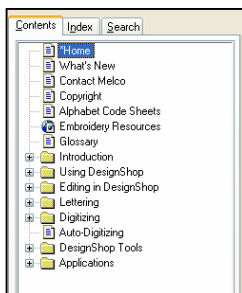
Once opened, the help systems will look like this.



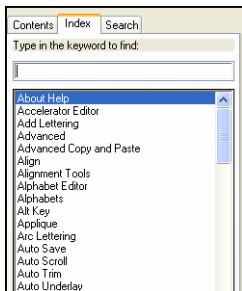
Navigating the Help System



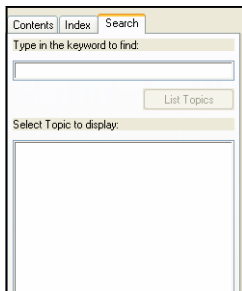
Quick Links to various topics are contained within the middle red area of the screen.



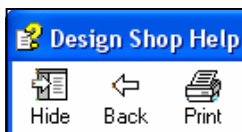
The Contents Tab is located on the left side of the screen, and contains the subjects within the help system. This is similar to the table of contents in books. Some subjects are grouped within folders. To view these, click on the [+] beside the folder or double click on the folder to expand it. Once you've found your topic, simply click on the topic to have it displayed in the window on the right.



The Index Tab is an alphabetical listing of every feature in DesignShop. This is like the index in the back of many reference books. To display the information about a feature, double-click on the name of the feature, or select the topic and click on the "Display" button at the bottom of the window.



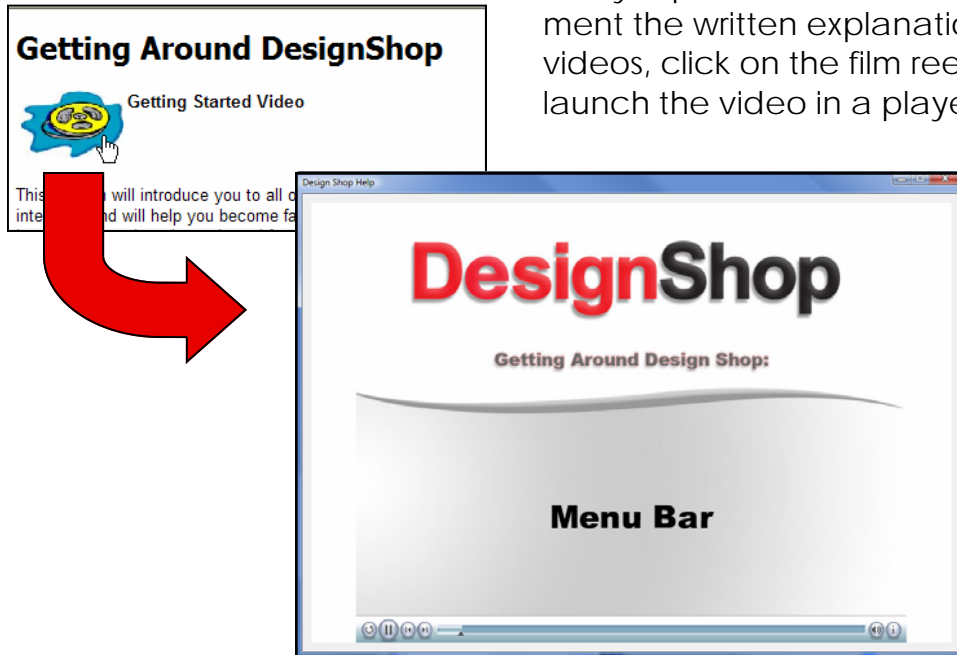
The Search Tab is used to search for a specific topic. When a word is entered in the type field, a list of closely matched topics is displayed. Double-click on the topic to display the information.



The controls on the upper left of the Help System window allow you to hide or show the Content, Index, and Search tabs. "Back" allows you to return to the previously displayed topics. "Print" will print a topic or an entire section.

Help System Videos

Many topics have a video clip to complement the written explanation. To access the videos, click on the film reel icon. This will launch the video in a player.



Other Help System Information

To exit the Help System, click on the "X" in the red box on the upper right corner of the window.



"About DesignShop" located under the "Help" drop-down, will open a dialog box containing information about your level of software as well as the software version number.



Web Links are also available under the "Help" drop-down. To access these, an internet connection is required.

